

WARRANTY

INTERNATIONAL LIMITED WARRANTY

We would like to take this opportunity to thank you for your purchase of this watch. Your watch is protected by our International Limited Warranty, under the terms and conditions of this warranty. The warranty covers any defects in movement or mechanism and workmanship that may occur under normal usage for a period of ONE YEAR from the date of purchase, provided it has been sold by an authorized and appointed dealer. Within this period this watch will be repaired free of charge, except for a shipping, handling, taxes and insurance fee. The warranty excludes any liability for defects arising (directly or indirectly) from improper handling, alterations, incorrect/abusive use, accidental damage; water penetration (except in watches marked as "water-resistant"); life of the battery; normal wear and tear to the watch case, glass, straps, clasps and metal bracelets; discoloring occurring through normal usage or any damage caused by batteries in electronic watches. This warranty is void if damage has occurred as a result of unauthorized or incorrect adjustment or service, negligence or any other factors not due to defects in movement or mechanism and workmanship. Service under the terms of this warranty will only be provided if your watch is returned directly to an Authorised Dealer of Cronometrics. When returning your watch, please indicate the nature of the problem. We reserve the right to repair, recondition or replace (with a watch of similar value and appearance) at our discretion provided that your watch is returned with proof and date of purchase. The warranty is only valid if completed and dated at the time of purchase by your Authorised Cronometrics retailer. The warranty card should be retained carefully as reissuing of another warranty card is not permitted.

Please note you will be charged for service if you are unable to provide the original sales receipt and warranty card with the watch. The terms and conditions of this warranty does not affect your statutory or legal rights as a consumer.

Copyright Cronometrics.

CARE

CARE AND MAINTENANCE OF YOUR WATCH

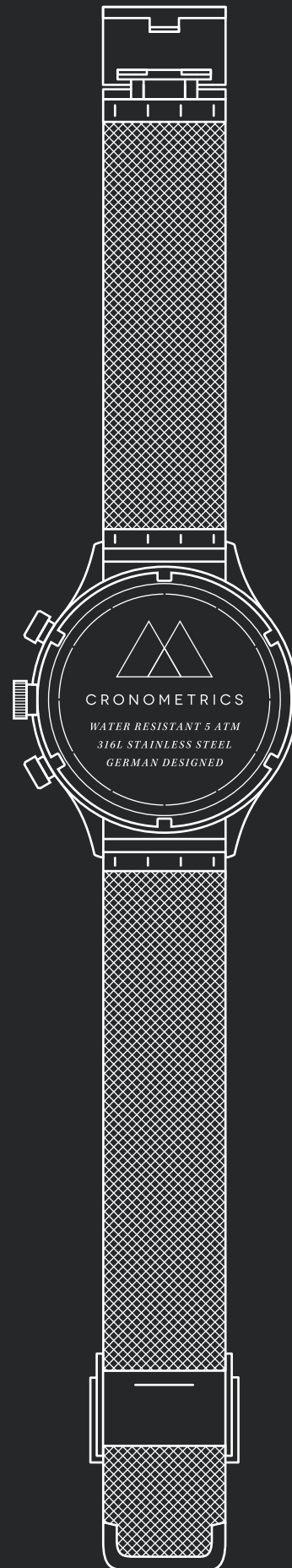
To ensure reliable performance your watch should be serviced at least once every 2 years. Do not expose your watch to direct sunlight or high temperatures for long periods of time. This will cause malfunctioning, discoloration and shorten the life of the battery cell. Avoid strong magnetic fields. In normal use your watch is not affected by magnetic fields from household appliances such as television sets and stereo equipment. Avoid contact with spirits, petroleum, perfume, bleach or oxidizing chemicals as these may damage the seals, strap or case. Avoid wearing your watch in the presence of strong chemicals, solvents and gases. Wipe off any dirt or moisture that may accumulate on the watch case, glass, strap or bracelet with a soft cloth. Even on models which are marked "WATER RESISTANT", it is recommended to periodically clean the watch case, strap and bracelet using clean water. The watch, strap and bracelet should then be wiped using a soft cloth and left to dry completely. We do not recommend water resistant watches to be worn while taking a shower or bath. This is to avoid contact with high temperature and water pressure. If your watch is exposed to salt water after swimming, rinse watch in clean water and wipe dry. A clean, white pencil eraser will often remove dirt, smudges and other marks on a silicone strap watch. Please avoid using an abrasive scrub. If the glass of your watch is damaged or cracked it should be replaced at once to avoid damage to the dial or to the movement. Ensure that the crown, which is used to change the hour/minute hands, is properly pushed in at all times. This prevents penetration of water or dust. Never pull out the crown when the watch is wet. When the battery of your watch is exhausted, have it replaced promptly. It is not necessary to return the watch to the service center for battery replacement. Simply take the watch to your local jeweler. Do not attempt to replace the battery yourself as this will invalidate your warranty.

CAUTION

Do not attempt to recharge an old battery. Do not dispose of an old battery in a fire. Keep batteries out of reach of children.

MANUAL

THE ENGINEER



*THANK YOU FOR
YOUR PURCHASE*

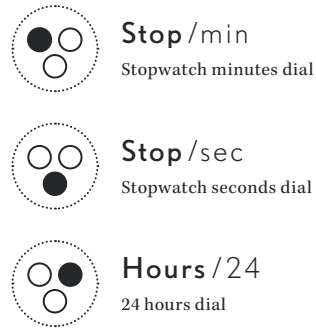
We hope you enjoy your watch and love to hear your opinions to improve the service we bring to you.




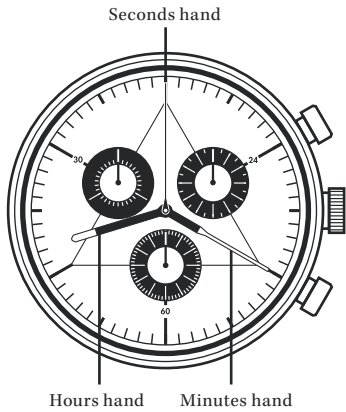
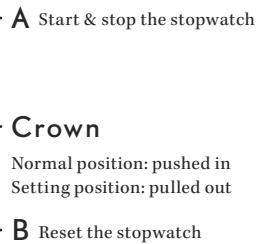
#CRONOMETRICS

OVERVIEW

THE DIAL



BUTTONS



FUNCTIONS

STOPWATCH

The stopwatch is able to measure a period of time up to 30 minutes long.

1. Press **A** to start the stopwatch.
2. The stopwatch can be started and stopped each time **A** is pressed.
3. Press **B** to reset the stopwatch.

STOPWATCH RESET

This procedure should be performed when the stopwatch second hand does not return to the ZERO second position after the stopwatch has been reset, and including after the battery has been replaced.

1. Pull the crown out.
2. Press **A** to set the stopwatch seconds hand to the ZERO position.
3. The stopwatch minutes hand is synchronized with the stopwatch seconds hand. The stopwatch seconds hand can be advanced rapidly by continuously pressing **A**.
4. Once the hands have been zeroed, reset the time and push the crown back in.

TIME

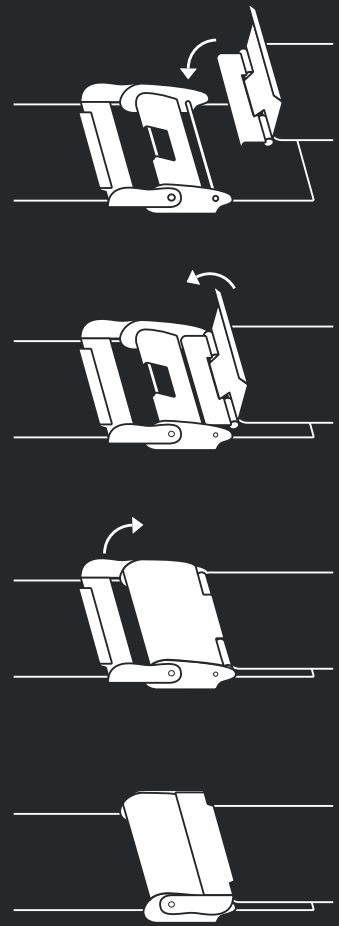
SETTING THE TIME

1. Pull out the crown.
2. Turn the crown to set the time.
3. Push the crown in.

THE STRAP

SECURING THE CLASP

1. Pull the the hook over the pin and hook it in.
2. Close the main flap of the clasp.
3. Close the security flap.
4. The clasp is closed.



SIZE

ADJUSTING THE STRAP TO YOUR WRIST SIZE

1. Open the clasp.
2. Place a small tool like a screwdriver in the slot and perform a lever movement according to the image.

NOTE: We recommend using a screwdriver of a size that matches the slot. Make sure that the tool you are using isn't much smaller than the slot opening. Otherwise the flap could get bent.

3. Shift the buckle to the desired position.
4. Then close and press the flap into the initial position.

